

At loose-flange connection:

≤Ø300:

- 1 side extended by 25 mm

≥Ø350:

- Segment 45°: R= 1D of 2x22,5°

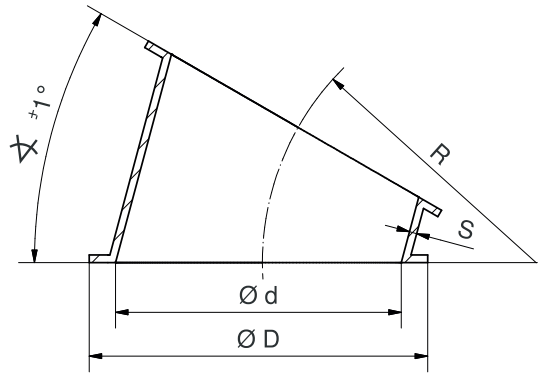
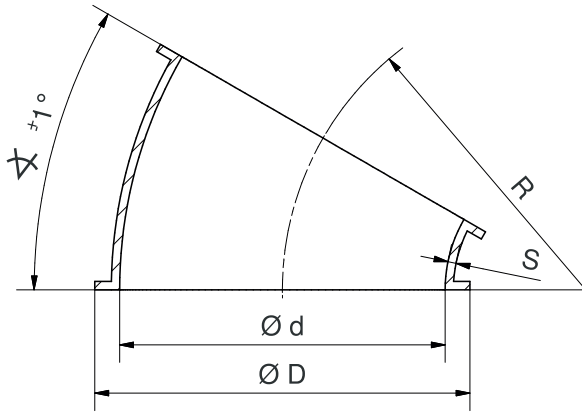

- Segment 30°: R= 1,25D

- Segment 15°: R= 1,5D

- Segment 5°: R= 3,5D

Ø300:

- 1 side extended by 50 mm



* 1=powder-coated, 2=galvanised, 3= stainless steel

Pipe diameter tolerance and roundness tolerance to DIN EN 10296-1

Lengths and angles – DIN ISO 2768-1 – Tolerance class V

1) 1 lobster back segment

2) 2 lobster back segments 22,5°

		5°			15°			30°			45°		
Ø 60	Article-no.	-	-	-	1106*310	-	-	-	-	-	-	-	-
	Ø d	-	-	-	57	-	-	-	-	-	-	-	-
	Ø D	-	-	-	72	-	-	-	-	-	-	-	-
	S	-	-	-	1,5	-	-	-	-	-	-	-	-
	R	-			120 1)			-			-		
	Weight in kg	-	-	-	0,13	-	-	-	-	-	-	-	-
Ø 80	Article-no.	1108*300	-	-	1108*310	-	-	1108*320	-	-	1108*330	-	-
	Ø d	78	-	-	78	-	-	78	-	-	78	-	-
	Ø D	92	-	-	92	-	-	92	-	-	92	-	-
	S	1	-	-	1	-	-	1	-	-	1	-	-
	R	310 1)			105			85			74		
	Weight in kg	0,10	-	-	0,10	-	-	0,10	-	-	0,15	-	-
Ø 100	Article-no.	1110*300	1210*300	-	1110*310	1210*310	-	1110*320	1210*320	-	1110*330	1210*330	-
	Ø d	100	99	-	100	99	-	100	99	-	100	99	-
	Ø D	114	115	-	114	115	-	114	115	-	114	115	-
	S	1	2	-	1	2	-	1	2	-	1	2	-
	R	320 1)			130			95			83		
	Weight in kg	0,10	0,20	-	0,10	0,20	-	0,15	0,30	-	0,20	0,35	-
Ø 120	Article-no.	1112*300	1212*300	1312*300	1112*320	1212*310	1312*320	1112*320	1212*320	1312*320	1112*330	1212*330	1312*330
	Ø d	120	119	118	120	119	118	120	119	118	120	119	118
	Ø D	134	135	136	134	135	136	134	135	136	134	135	136
	S	1	2	3	1	2	3	1	2	3	1	2	3
	R	360 1)			155			110			88		
	Weight in kg	0,15	0,25	0,40	0,15	0,30	0,45	0,20	0,40	0,55	0,25	0,50	0,65
Ø 140	Article-no.	1114*300	-	-	1114*310	-	-	1114*320	-	-	1114*330	-	-
	Ø d	136	-	-	136	-	-	136	-	-	136	-	-
	Ø D	151	-	-	151	-	-	151	-	-	151	-	-
	S	1,5	-	-	1,5	-	-	1,5	-	-	1,5	-	-
	R	460 1)			185			140			112		
	Weight in kg	0,35	-	-	0,30	-	-	0,45	-	-	0,50	-	-

Denomination:

Segments

Date:

04/24

Datasheet-no.

1/4

Rev.

2

At loose-flange connection:

≤Ø300:

- 1 side extended by 25 mm

≥Ø350:

- Segment 45°: R= 1D of 2x22,5°

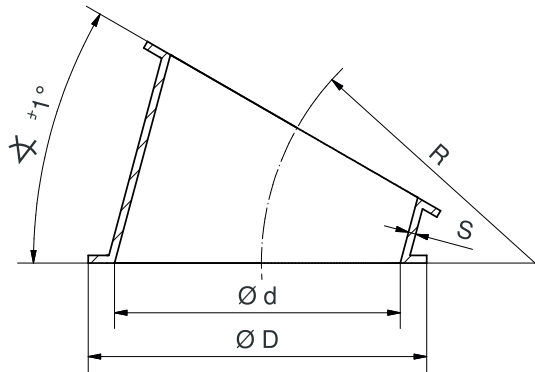
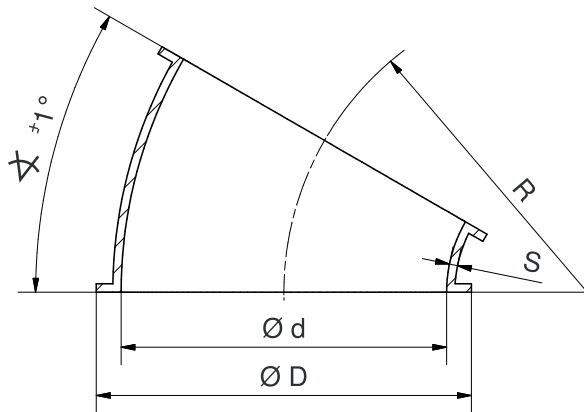

- Segment 30°: R= 1,25D

- Segment 15°: R= 1,5D

- Segment 5°: R= 3,5D

Ø300:

- 1 side extended by 50 mm



* 1=powder-coated, 2=galvanised, 3= stainless steel

Pipe diameter tolerance and roundness tolerance to DIN EN 10296-1

Lengths and angles – DIN ISO 2768-1 – Tolerance class V

1) 1 lobster back segment

2) 2 lobster back segments 22,5°

		5°			15°			30°			45°		
Ø 150	Article-no.	1115*300	1215*300	1315*300	1115*310	1215*310	1315*310	1115*320	1215*320	1315*320	1115*330	1215*330	1315*330
	Ø d	150	149	148	150	149	148	150	149	148	150	149	148
	Ø D	164	165	166	164	165	166	164	165	166	164	165	166
	S	1	2	3	1	2	3	1	2	3	1	2	3
	R	528 ¹⁾			230			165			137		
Weight in kg	0,20	0,45	0,60	0,30	0,55	0,85	0,35	0,70	1,15	0,45	0,90	1,30	
Ø 160	Article-no.	1116*300	-	-	1116*310	-	-	1116*320	-	-	1116*330	-	-
	Ø d	159	-	-	159	-	-	159	-	-	159	-	-
	Ø D	173	-	-	173	-	-	173	-	-	173	-	-
	S	1	-	-	1	-	-	1	-	-	1	-	-
	R	540			260			160			160		
Weight in kg	0,30	-	-	0,40	-	-	0,50	-	-	0,80	-	-	
Ø 175	Article-no.	1117*300	1217*300	1317*300	1117*310	1217*310	1317*310	1117*320	1217*320	1317* 320	1117*330	1217*330	1317*330
	Ø d	175	174	173	175	174	173	175	174	173	175	174	173
	Ø D	189	190	191	189	190	191	189	190	191	190	190	191
	S	1	2	3	1	2	3	1	2	3	1,5	2	3
	R	560 ¹⁾			280			208			160		
Weight in kg	0,30	0,55	0,80	0,40	0,75	1,10	0,50	1,05	1,55	0,90	1,20	1,86	
Ø 200	Article-no.	1120*300	1220*300	1320*300	1120*310	1220*310	1320*310	1120*320	1220*320	1320*320	1120*330	1220*330	1320*330
	Ø d	200	199	198	200	199	198	200	199	198	200	199	198
	Ø D	214	215	216	214	215	216	214	215	216	215	215	216
	S	1	2	3	1	2	3	1	2	3	1,5	2	3
	R	690 ¹⁾			270			180			195		
Weight in kg	0,35	0,65	1,00	0,40	0,80	1,15	0,50	1,05	1,50	1,15	1,55	2,30	
Ø 224	Article-no.	1122*300	-	-	1122*310	-	-	1122*320	-	-	1122*330	-	-
	Ø d	220	-	-	220	-	-	220	-	-	220	-	-
	Ø D	235	-	-	235	-	-	235	-	-	235	-	-
	S	1,5	-	-	1,5	-	-	1,5	-	-	1,5	-	-
	R	560 ¹⁾			220 ¹⁾			195			155		
Weight in kg	0,70	-	-	0,55	-	-	0,95	-	-	1,1	-	-	

Denomination:

Segments

Date:

04/24

Datasheet-no.

2/4

Rev.

2

At loose-flange connection:

≤Ø300:

- 1 side extended by 25 mm

≥Ø350:

- Segment 45°: R= 1D of 2x22,5°

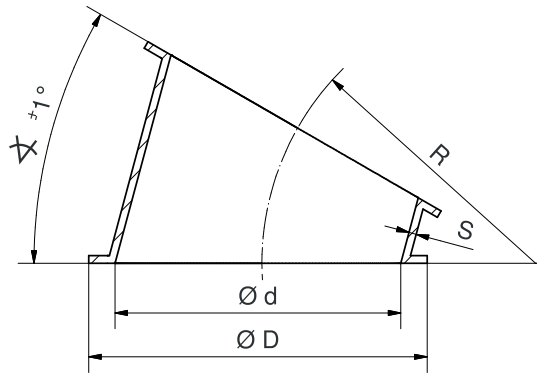
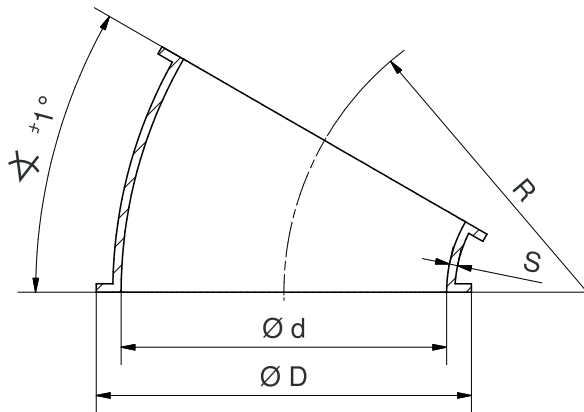

- Segment 30°: R= 1,25D

- Segment 15°: R= 1,5D

- Segment 5°: R= 3,5D

Ø300:

- 1 side extended by 50 mm



* 1=powder-coated, 2=galvanised, 3= stainless steel

Pipe diameter tolerance and roundness tolerance to DIN EN 10296-1

Lengths and angles – DIN ISO 2768-1 – Tolerance class V

1) 1 lobster back segment

2) 2 lobster back segments 22,5°

		5°			15°			30°			45°		
Ø 250	Article-no.	1125*300	1225*300	1325*300	1125*310	1225*310	1325*310	1125*320	1225*320	1325*320	1125*330	1225*330	1325*330
	Ø d	250	249	248	250	249	248	250	249	248	250	249	248
	Ø D	264	265	266	264	265	266	264	265	266	265	265	266
	S	1	2	3	1	2	3	1	2	3	1,5	2	3
	R	635 ¹⁾			310			230			195		
Weight in kg	0,35	0,75	1,10	0,50	1,05	1,60	0,75	1,55	2,30	1,45	1,95	2,90	
Ø 280	Article-no.	1128*300	-	-	1128*310	-	-	1128*320	-	-	1128*330	-	-
	Ø d	277	-	-	277	-	-	277	-	-	277	-	-
	Ø D	292	-	-	292	-	-	292	-	-	292	-	-
	S	1,5	-	-	1,5	-	-	1,5	-	-	1,5	-	-
	R	560 ¹⁾			283 ¹⁾			283 ¹⁾			280 ²⁾		
Weight in kg	0,90	-	-	1,25	-	-	2,30	-	-	3,55	-	-	
Ø 300	Article-no.	1130*300	1230*300	1330*300	1130*310	1230*310	1330*310	1130*320	1230*320	1330*320	1130*330	1230*330	1330*330
	Ø d	300	299	298	300	299	298	300	299	298	300	299	298
	Ø D	314	315	316	314	315	316	314	315	316	315	315	316
	S	1	2	3	1	2	3	1	2	3	1,5	2	3
	R	625 ¹⁾			230			230			205		
Weight in kg	0,5	0,95	1,4	0,75	1,3	2,05	1	1,9	2,85	1,85	2,5	3,6	
Ø 315	Article-no.	1131*300	-	-	1131*310	-	-	1131*320	-	-	1131*330	-	-
	Ø d	312	-	-	312	-	-	312	-	-	312	-	-
	Ø D	327	-	-	327	-	-	327	-	-	327	-	-
	S	1,5	-	-	1,5	-	-	1,5	-	-	1,5	-	-
	R	600 ¹⁾			315 ¹⁾			315 ¹⁾			315 ²⁾		
Weight in kg	0,95	-	-	1,60	-	-	2,95	-	-	4,30	-	-	
Ø 350	Article-no.	1135*300	1235*300	1335*300	1135*310	1235*310	1335*310	1135*320	1235*320	1335*320	1135*330	1235*330	1335*330
	Ø d	350	349	348	350	349	348	350	349	348	350	349	348
	Ø D	365	365	366	365	365	366	365	365	366	365	365	366
	S	1,5	2	3	1,5	2	3	1,5	2	3	1,5	2	3
	R	350 ¹⁾			350			350 ¹⁾			350 ²⁾		
Weight in kg	0,60	0,80	1,15	1,35	1,75	2,65	2,50	3,30	4,90	3,70	4,90	7,30	

Denomination:

Segments

Date:

04/24

Datasheet-no.

3/4

Rev.

2

At loose-flange connection:

≤Ø300:

- 1 side extended by 25 mm

≥Ø350:

- Segment 45°: R= 1D of 2x22,5°

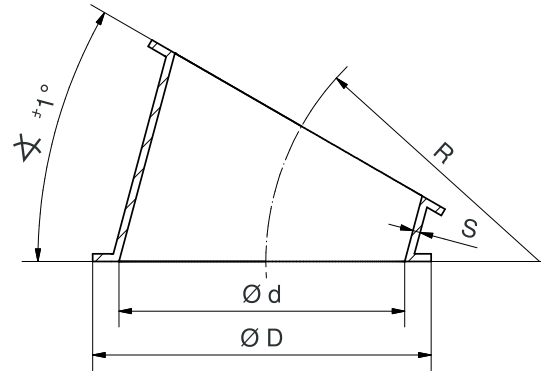
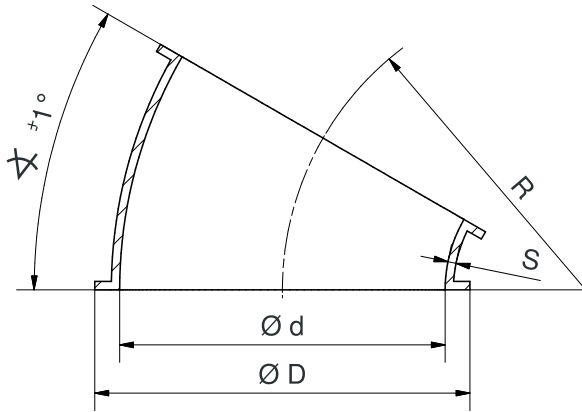

- Segment 30°: R= 1,25D

- Segment 15°: R= 1,5D

- Segment 5°: R= 3,5D

Ø300:

- 1 side extended by 50 mm



* 1=powder-coated, 2=galvanised, 3= stainless steel

Pipe diameter tolerance and roundness tolerance to DIN EN 10296-1

Lengths and angles – DIN ISO 2768-1 – Tolerance class V

1) 1 lobster back segment

2) 2 lobster back segments 22,5°

		5°			15°			30°			45°		
Ø 400	Article-no.	1140*300	1240*300	1340*300	1140*310	1240*310	1340*310	1140*320	1240*320	1340*320	1140*330	1240*330	1340*330
	Ø d	399	398	396	399	398	396	399	398	396	399	398	396
	Ø D	414	414	414	414	414	414	414	414	414	414	414	414
	S	1,5	2	3	1,5	2	3	1,5	2	3	1,5	2	3
	R	400 ¹⁾			400 ¹⁾			400 ¹⁾			400 ²⁾		
Weight in kg	0,70	0,95	1,45	1,75	2,35	3,50	3,10	4,10	6,20	4,80	6,50	9,50	
Ø 450	Article-no.	1145*300	1245*300	1345*300	1145*310	1245*310	1345*310	1145*320	1245*320	1345*320	1145*330	1245*330	1345*330
	Ø d	449	448	446	449	448	446	449	448	446	449	448	446
	Ø D	464	464	464	464	464	464	464	464	464	464	464	464
	S	1,5	2	3	1,5	2	3	1,5	2	3	1,5	2	3
	R	450 ¹⁾			450 ¹⁾			450 ¹⁾			450 ²⁾		
Weight in kg	0,85	1,40	1,75	2,48	2,95	4,95	4,20	5,60	8,40	5,75	8,15	12,10	
Ø 500	Article-no.	1150*300	1250*300	1350*300	1150*310	1250*310	1350*310	1150*320	1250*320	1350*320	1150*330	1250*330	1350*330
	Ø d	499	498	496	499	498	496	499	498	496	499	498	496
	Ø D	514	514	514	514	514	514	514	514	514	514	514	514
	S	1,5	2	3	1,5	2	3	1,5	2	3	1,5	2	3
	R	500 ¹⁾			500 ¹⁾			500 ¹⁾			500 ²⁾		
Weight in kg	1,05	1,45	1,75	2,20	3,50	5,40	3,20	6,60	8,15	7,65	10,00	14,05	
Ø 560	Article-no.	-	1256*300	1356*300	-	1256*310	1356*310	-	1256*320	1356*320	-	1256*330	1356*330
	Ø d	-	558	556	-	558	556	-	558	556	-	558	556
	Ø D	-	574	574	-	574	574	-	574	574	-	574	574
	S	-	2	3	-	2	3	-	2	3	-	2	3
	R	560 ¹⁾			560 ¹⁾			560 ¹⁾			560 ²⁾		
Weight in kg	-	1,60	1,75	-	4,40	6,50	-	8,50	12,25	-	12,40	18,80	
Ø 630	Article-no.	-	1263*300	1363*300	-	1263*310	1363*310	-	1263*320	1363*320	-	1263*330	1363*330
	Ø d	-	628	626	-	628	626	-	628	626	-	628	626
	Ø D	-	644	644	-	644	644	-	644	644	-	644	644
	S	-	2	3	-	2	3	-	2	3	-	2	3
	R	630 ¹⁾			630 ¹⁾			630 ¹⁾			630 ²⁾		
Weight in kg	-	2,15	3,10	-	5,60	8,10	-	10,50	15,25	-	16,10	22,20	

Denomination:

Segments

Date:

04/24

Datasheet-no.

4/4

Rev.

2